

The Relationship Between Cure Violence (CeaseFire) and the Increase in Shootings and Killings in Chicago

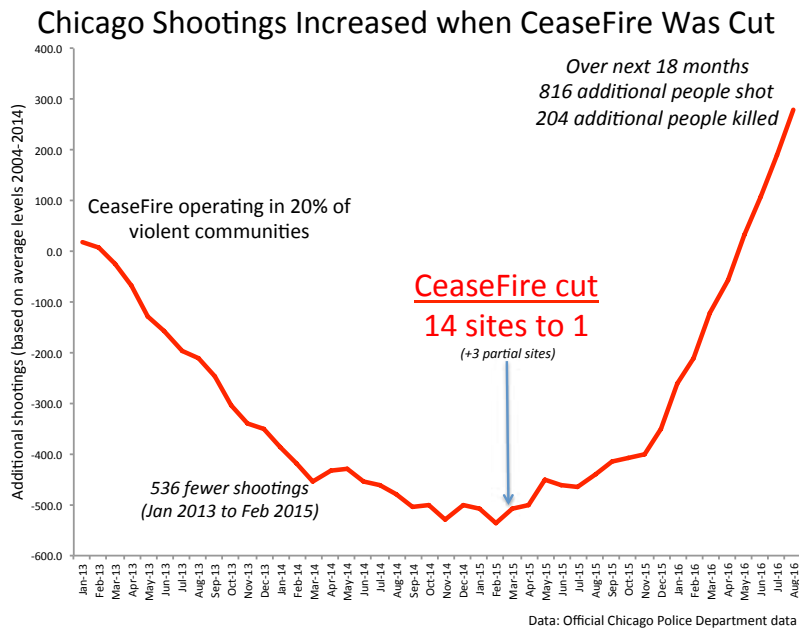


by Charles Ransford

November 2016

The Cure Violence program in Chicago (known locally as CeaseFire) was cut in March 2015, the exact same time when a longterm downward trend in violence reversed and began to dramatically increase. This increase resulted in August 2016 being the deadliest month in Chicago in almost 20 years and for 2016 being the deadliest year in over 10 years. This effect has been seen before. This research summary analyzes the level of implementation of CeaseFire and details how it coincides with the trend in shootings and killings. For the full report and analysis, go to <http://cureviolence.org/wp-content/uploads/2016/09/2016.09.22-CV-Chicago-Memo.pdf>

The Time and Place of the Increase in Shootings and Killings



Time

The increase in shootings and killings in Chicago began in March 2015 and coincide in time with the cut in state funding of CeaseFire that resulted in the closure of most of the sites. Before the cut, CeaseFire programs were operating in 14 communities in Chicago with 71 workers and averaging 81 mediations per month. After the cut, there was only one full site and 3 partial sites with 10 workers.

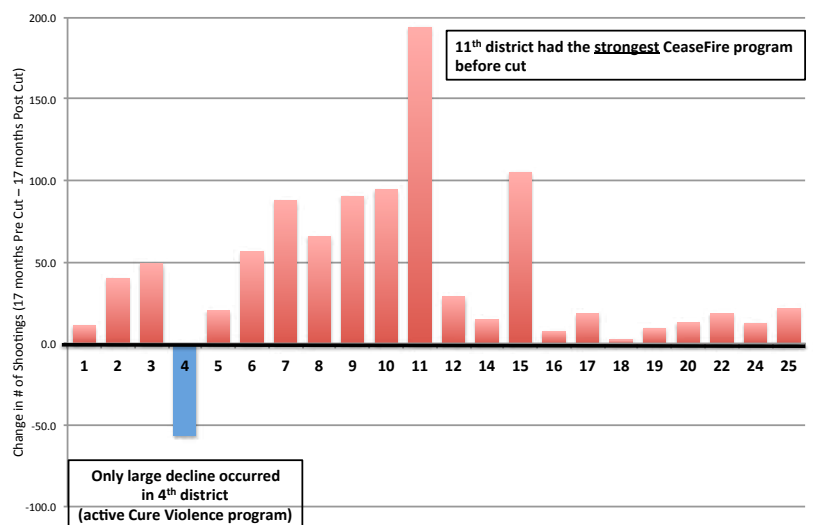
In 2014 and early 2015, there was a decreasing trend in shootings and killings in Chicago. This trend reversed beginning in March 2015 after the cut to CeaseFire and increased throughout 2015, and then sharply increased in 2016.

Place

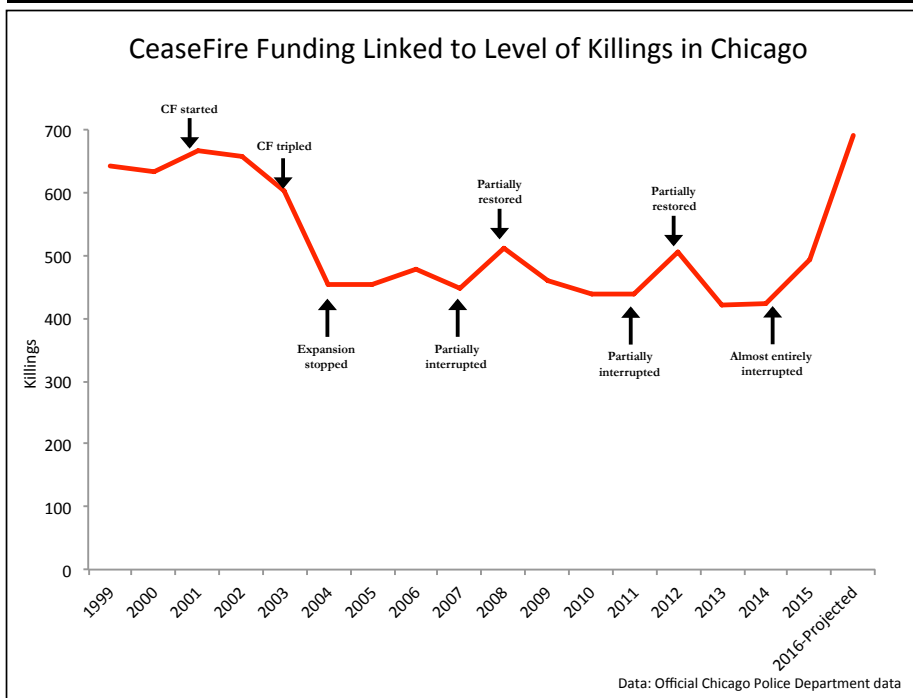
The districts where the CeaseFire programs were cut are the districts where violence increased the most, accounting for 94% of the total citywide increase in shootings. In particular, the increase in the number of shootings in the 11th district—where CeaseFire operated its longest running program with 10 experienced staff before the cut—was double that of the district with the next greatest increase.

The 4th district was the only district that had reductions in shootings and killings (57 fewer shootings and 6 fewer homicide than the mean baseline). The 4th district is also the location of the only CeaseFire program that had full staffing after the cut in funding.

Only District that Maintained Full CeaseFire Program Had Reduction in Shootings



Other Supporting Evidence: 5 Other Correlations and 4 Independent Studies



6 Other Correlations

- 2004 - CeaseFire tripled – from 5 to 15 sites. Killings dropped by 25%.
- 2007 - CeaseFire shut down 15 sites. Shootings increased by 416.
- 2008 - CeaseFire is restored and shootings and killings go back down.
- 2011 - Most CeaseFire sites shut down. Killings increased by 106.
- 2012 - CeaseFire is restored and shootings and killings go back down.
- 2013 - CeaseFire is restored and shootings and killings go back down.

The Cure Violence Health-Community Model for Violence Prevention

Cure Violence approaches violence in an entirely new way: as a contagious disease that can be stopped using the same health strategies employed to fight epidemics. We train and deploy carefully selected workers — trusted members of the communities we serve — to arrest the contagion using a three-prong approach:

1. Detect and interrupt the transmission of violence

Trained staff from the community, known as Violence Interrupters, prevent shootings and killings by detecting and interrupting potentially lethal conflicts and mediating them to a peaceful end.

2. Change the behavior of the highest potential transmitters

Outreach workers identify people at the highest risk for violence and work side by side with them to reach and maintain a non-violent path to conflict resolution.

3. Change community norms

Local partners, violence interrupters, and outreach workers engage community leaders, residents, business owners, faith leaders, social service providers, and those at risk to reject the idea of violence as acceptable.

Multiple Independent Studies

Prove Model Works

The Cure Violence model has been evaluated many times with many additional informal analyses, each showing large reductions in violence. In Chicago, A DOJ study found that shootings dropped by 41% to 73% in program communities. Cure Violence also has evaluations of programs in many other cities, including Baltimore, New York City, Philadelphia and Kansas City.

4 Independent Studies Show Effectiveness in Chicago

Reference	Findings on Impact
Skogan et al. 2009 (U.S. Dept. of Justice)	- 41% to 73% reduction in shootings - 100% reduction in retaliations
Henry et al. 2015 (McCormick Fdn.)	- 38% reduction in killings - 15% reduction in shootings
U of Chicago 2015 (Marks Charitable Trust)	- 48% reduction in shootings - Drop occurred in first week
Salzman et al. 2014 (Adv. Ch. Medical Center)	- Shooting victims in program half as likely to be reinjured as control.

For the full report and analysis, go to <http://cureviolence.org/wp-content/uploads/2016/09/2016.09.22-CV-Chicago-Memo.pdf>

rev. 2/15/2017